

Financial Highlights

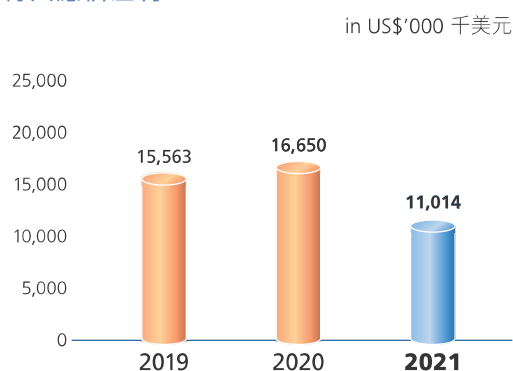
財務摘要

截至十二月三十一日止年度
For the year ended 31 December

		2021	2020	Difference
		US\$'000	US\$'000	
		千美元	千美元	差異
Revenue	收益	382,361	360,741	6.0%
Gross profit	毛利	60,373	72,556	-16.8%
Profit for the year	本年度溢利	11,032	16,677	-33.8%
Profit attributable to owners	擁有人應佔溢利	11,014	16,650	-33.8%
Basic earnings per share	每股基本盈利	0.72 US cents 美仙	1.09 US cents 美仙	
Diluted earnings per share	每股攤薄盈利	0.72 US cents 美仙	1.09 US cents 美仙	
Final dividend proposed per share	擬派每股末期股息	0.162 US cents 美仙	0.462 US cents 美仙	
Total dividends paid and proposed per share	已付及擬派每股股息總額	0.434 US cents 美仙	0.656 US cents 美仙	

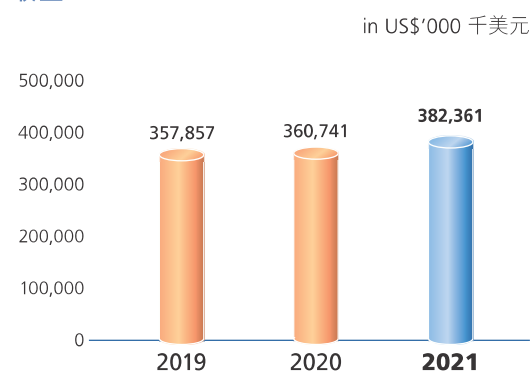
PROFIT ATTRIBUTABLE TO OWNERS

擁有人應佔溢利



REVENUE

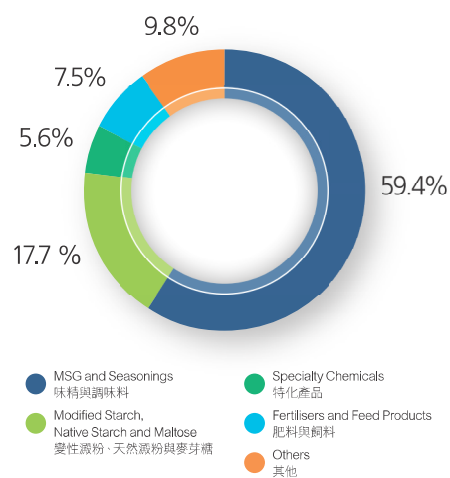
收益



REVENUE BY PRODUCTS

按產品分類之收益

12 months ended 31 Dec 2021
截至二零二一年十二月三十一日止十二個月



REVENUE BY GEOGRAPHIC LOCATION

按地區分類之收益

12 months ended 31 Dec 2021
截至二零二一年十二月三十一日止十二個月

